



21124 Cabot Blvd.  
Hayward, California 94545  
510-785-2564 Telephone  
800-284-4949 Orders  
510-782-4639 Fax  
www.biolog.com

### CERTIFICATE OF PERFORMANCE

Product No.: 72402  
Name: Inoculating Fluid -B (IF-B)  
Lot No.: 20MAY211  
Expiration Date: 21 MAY 2021

#### QUALITY PROFILE

<u>Challenge organisms</u>	<u>Source</u>	<u>Growth Result</u>
----------------------------	---------------	----------------------

NO GROWTH PROMOTION REQUIRED

Final pH:  $7.1 \pm 0.2$  at 25 °C.  
Color: Light Yellow  
Unit: tube  
Volume: 12 mL

Samples of this lot have met pH, appearance, and performance standards established by Biolog, Inc. Representative samples were incubated for 72 hours at room temperature, membrane filtration processed samples were incubated at 30 °C - 35 °C for 48 hours and found to be acceptable. Results were obtained at time of release. Certification does not exempt the user from his/her responsibility to assure satisfactory performance at the time of use.

#### INTENDED USE

NOT FOR HUMAN IN VITRO DIAGNOSTIC USE.

APPROVAL: QUALITY ASSURANCE

06 July 2020  
DATE

Document Number: QC7240X.F2  
 Revision Number: A  
 Effective Date: 18 April 2018  
 Page: 1 of 1  
 Date Printed: Thursday, 12 April 2018



Note: Printed documents are for reference only and may be outdated. Refer to controlled version to verify latest release.

**Document Name: IF-B Quality Control Form**

**Section 1: Product Information**

<b>Product Name:</b>	IF-B
<b>Part Number:</b>	72402
<b>Lot Number:</b>	20 MAY 21
<b>Expiration Date:</b>	21 MAY 2021

<b>Indicate:</b>
<input checked="" type="checkbox"/> Out-Source Manufactured
<input type="checkbox"/> In-House Manufactured

**Section 2: Quality Profile**

Physical Properties:

	Expected:	Actual:	Result:	Initials / Date
<b>pH:</b>	7.1 ± 0.2	7.13	<input checked="" type="checkbox"/> Pass <input type="checkbox"/> Fail	DP 06/22/2020
<b>Color:</b>	Light yellow	Light yellow	<input checked="" type="checkbox"/> Pass <input type="checkbox"/> Fail	DP 06/22/2020

Contamination Check:

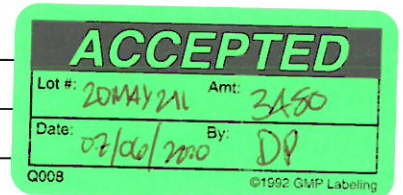
	Plate Type	Result
1	26 °C, GEN III MicroPlate (3x)	<input checked="" type="checkbox"/> Pass <input type="checkbox"/> Fail
2	30 °C, GEN III MicroPlate (3x)	<input checked="" type="checkbox"/> Pass <input type="checkbox"/> Fail
3	36 °C, GEN III MicroPlate (3x)	<input checked="" type="checkbox"/> Pass <input type="checkbox"/> Fail
<b>Contamination Check Result:</b>		<input checked="" type="checkbox"/> Pass <input type="checkbox"/> Fail

Performance Test:

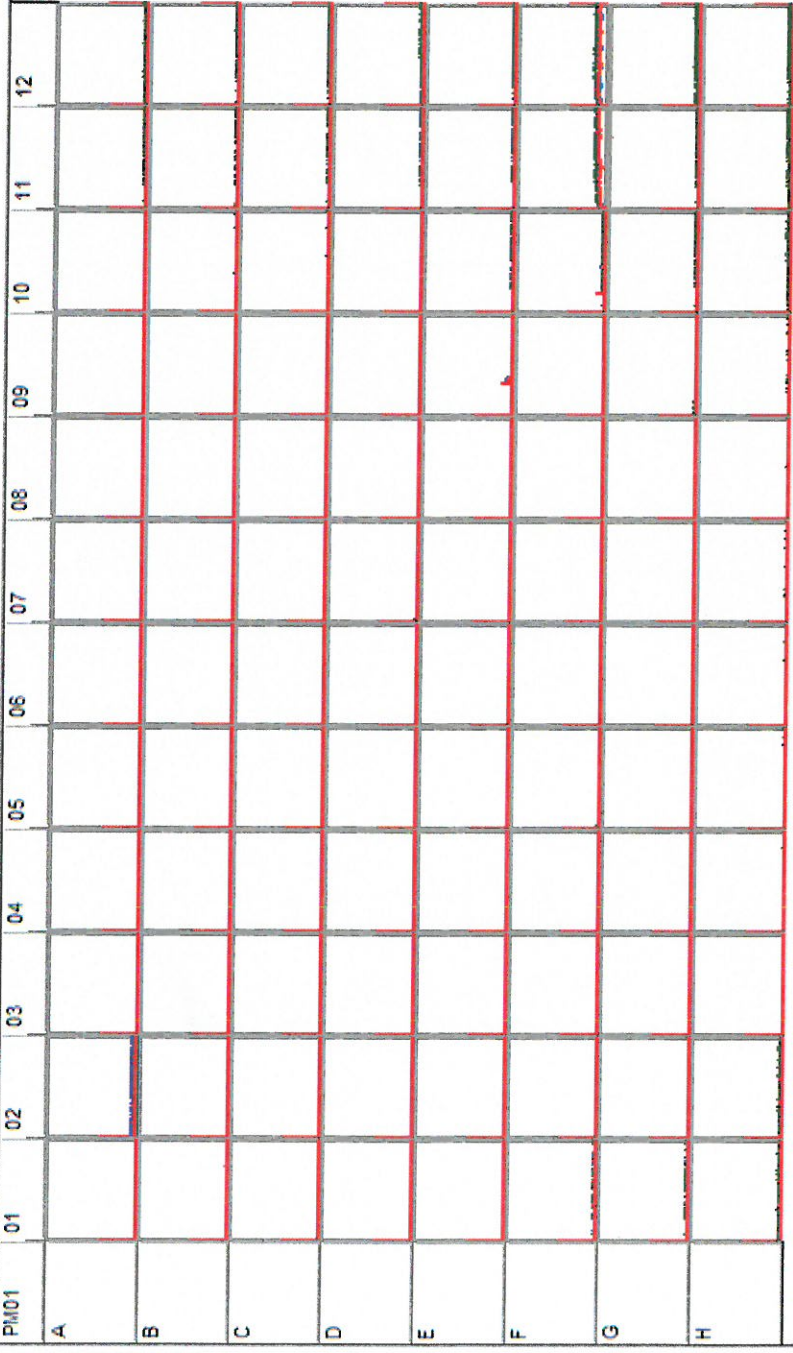
	Strain Name	ATCC No.	ID	SIM
1	<i>Aeromonas jandaei</i>	49572	<input checked="" type="checkbox"/> Yes <input type="checkbox"/> No	0.522
2	<i>Klebsiella oxytoca</i>	49131	<input checked="" type="checkbox"/> Yes <input type="checkbox"/> No	0.576
3	<i>Paenibacillus polymyxa</i>	842	<input checked="" type="checkbox"/> Yes <input type="checkbox"/> No	0.511
4	<i>Bacillus circulans</i>	4513	<input checked="" type="checkbox"/> Yes <input type="checkbox"/> No	0.674
<b>Performance Test Result:</b>			<input checked="" type="checkbox"/> Pass <input type="checkbox"/> Fail	

**Section 3: Final Result**

<b>Final Result (Pass / Fail):</b>	Pass
<b>Technician Name:</b>	David Pham
<b>Sign / Date:</b>	David Pham 07/02/2020
<b>QA Approval / Date:</b>	Sam 06 July 2020



Save Graph **PM1 / Aggregate Parameter Values: Med**



**Analysis**

Parameters  
 < None >     Area  
 Average Height     Initial Rate

Calculate

**Plot Cropping** Apply

First  hours

Last  hours

Y Max  units

Kinetic Background Subtraction  
 Parametric Background Subtraction

**Display** Apply

X Axis  hours

Y Axis  units

Grid Lines     Crop Lines  
 Well Outlines     Proportional



Plate Type Plates

Plate Type	Gene/Cmpd	Organism	Strain	Other	Duration	File Name
1	IFB 20MAY211	CONT CK 26C	GEN III 3312121	DP 06/22/2020	95:45	F:\01 MINMI Inoculating Fluid\IF-B 72402\2020\IF-B C 20MAY\QCP_206_18081
2	IFB 20MAY211	CONT CK 26C	GEN III 3312121	DP 06/22/2020	95:45	F:\01 MINMI Inoculating Fluid\IF-B 72402\2020\IF-B C 20MAY\QCP_206_18081
3	IFB 20MAY211	CONT CK 26C	GEN III 3312121	DP 06/22/2020	95:45	F:\01 MINMI Inoculating Fluid\IF-B 72402\2020\IF-B C 20MAY\QCP_206_18081

DP 07/07/2020

Save Graph **PM1 / Aggregate Parameter Values: Med**

Analysis Parameters

< None >  Area

Average Height  Initial Rate

Calculate

Plot Cropping

Apply

First  hours

Last  hours

Y Max  units

Kinetic Background Subtraction

Parametric Background Subtraction

Display

X Axis  hours

Y Axis  units

Grid Lines  Crop Lines

Well Outlines  Proportional

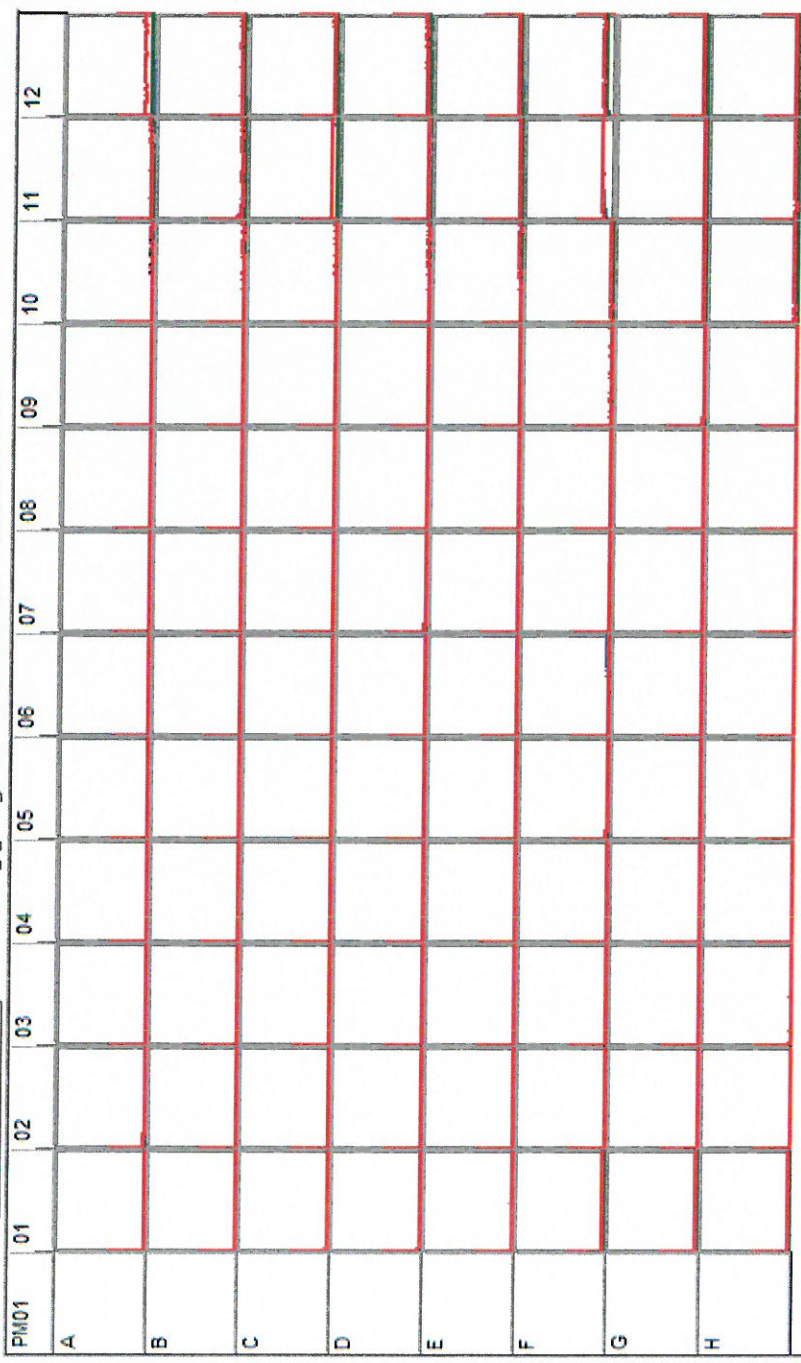
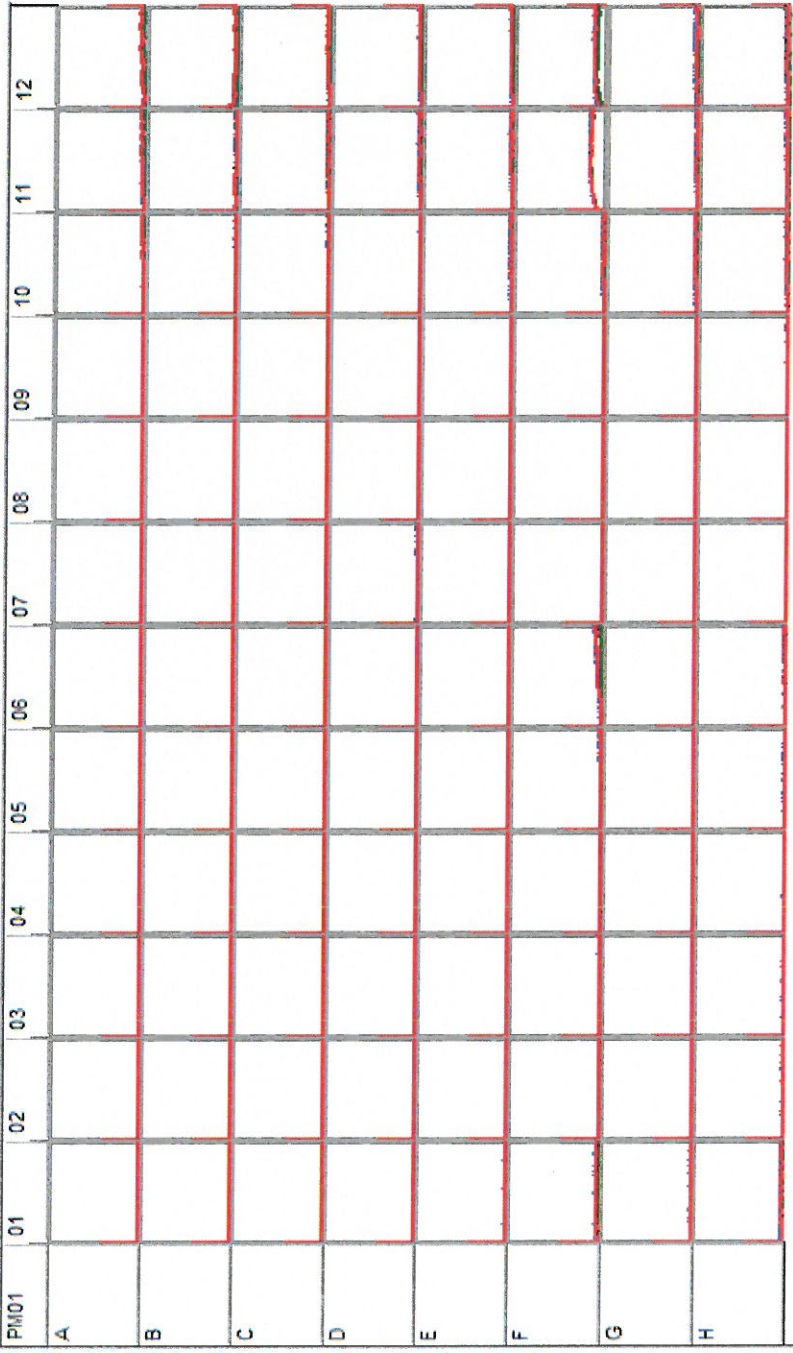


Plate Type **Plates**

Plate Type	Gene/Cmpd	Organism	Strain	Other	Duration	File Name
1	IFB 20MAY211	CONT CK 30C	GEN III 3312121	DP 06/22/2020	95.45	F:\01 MINMI Inoculating Fluid\IF B 72402\2020\IF-B C 20MAY\QCP_269_18081
2	IFB 20MAY211	CONT CK 30C	GEN III 3312121	DP 06/22/2020	95.45	F:\01 MINMI Inoculating Fluid\IF B 72402\2020\IF-B C 20MAY\QCP_269_18081
3	IFB 20MAY211	CONT CK 30C	GEN III 3312121	DP 06/22/2020	95.45	F:\01 MINMI Inoculating Fluid\IF B 72402\2020\IF-B C 20MAY\QCP_269_18081

DP 07/02/2020

Save Graph PM 1 / Aggregate Parameter Values: Med



Analysis Parameters

< None >  Area

Average Height  Initial Rate

Calculate

Plot Cropping

Apply

First  hours

Last  hours

Y Max  units

Kinetic Background Subtraction

Parametric Background Subtraction

Display

X Axis  hours

Y Axis  units

Grid Lines  Crop Lines

Well Outlines  Proportional

Plate Type Plates

Plate Type	Gene/Cmpd	Organism	Strain	Other	Duration	File Name
1	IFB 20MAY211	CONT CK 36C	GEN III 3312121	DP 06/22/2020	95:45	F:\01 MINMI Inoculating Fluid\IF B 72402\2020\IF-B C 20MAY\QCP_352_18081
2	IFB 20MAY211	CONT CK 36C	GEN III 3312121	DP 06/22/2020	95:45	F:\01 MINMI Inoculating Fluid\IF B 72402\2020\IF-B C 20MAY\QCP_352_18081
3	IFB 20MAY211	CONT CK 36C	GEN III 3312121	DP 06/22/2020	95:45	F:\01 MINMI Inoculating Fluid\IF B 72402\2020\IF-B C 20MAY\QCP_352_18081

DR 07/01/2020

**Program:** OMNILOG 50: 2.4.1.134  
 User < unrestricted access >  
 Data File QCP\_316\_200623\_A.D5E  
 Data Location C:\Program Files (x86)\Biolog\OL50\_24\QCP\DATA\_2020\06\  
 Instrument S/N 316  
 Mlid5.dll 2.4.1.72

**Plate Data:**

Project Type	ID	Read Mode	Normal ID
Project Code	QCP	Setup Time	Jun 23 2020 1:54 PM
Project Name	IFB 20MAY211/271 PERF	Target Incubation	22 Hours
Plate Type	GEN III	Elapsed Incubation	Done Reading
Plate Position	14-B	Plate Temperature	33
Plate Protocol	B		

**User Fields:**

Sample No. 49572  
 Sample Name AER. JAN  
 IF Lot No. IFB 20MAY211  
 Plate Lot No. GEN III 3312121  
 Medium BUG+B  
 Transmittance T 95  
 Technician DP 06/23/2020

**ID Details:**

ID Called At 7 Hours  
 ID Status Final ID  
 Biolog ID-Database GEN\_III\_v2.08.00.I5G

ID Result Species ID: *Aeromonas jandaei*  
 ID Comment  
 ID Notice

Rank	PROB	SIM	DIST	Organism Type	Species
1	0.742	0.522	4.213	GN-Nent	<i>Aeromonas jandaei</i>
2	0.214	0.140	5.009	GN-Nent	<i>Aeromonas allosaccharophila</i>
3	0.023	0.013	6.436	GN-Nent	<i>Aeromonas veronii</i>
4	0.020	0.011	6.525	GN-Nent	<i>Aeromonas salmonicida</i> ss <i>salmonicida</i>

Key: <x: positive, x: negative, <x-: mismatched positive, x+: mismatched negative {x: borderline, -x: less than A1 well

**OmiLog Values**

Data	1	2	3	4	5	6	7	8	9	10	11	12
A	98	< 165	< 121	< 122	98	98	92	102	95	< 214	< 192	{ 110
B	83	78	75	{ 106	80	< 134 -	87	{ 108	94	< 176	68	80
C	< 111	< 115	{ 109	101	77	85	86	80	101	< 176	69	< 248
D	90	{ 110	68	76	99	< 165	< 157	77	< 123	< 172	< 185	61
E	85	86	86	94	{ 108	< 121	92	90	< 125	56	< 191	< 223
F	112	88	85	< 150	73	78	93	93	94	< 238	{ 110	< 252
G	56	102	91	78	82	97	42	< 145 -	100	49	78	63
H	90 +	81	81	91	65	97 +	66	111	79	67	88	88

**Program:** OMNILOG 50: 2.4.1.134  
 User < unrestricted access >  
 Data File QCP\_316\_200623\_A.D5E  
 Data Location C:\Program Files (x86)\Biolog\OL50\_24\QCP\DATA\_2020\06\  
 Instrument S/N 316  
 Mlid5.dll 2.4.1.72

**Plate Data:**

Project Type	ID	Read Mode	Normal ID
Project Code	QCP	Setup Time	Jun 23 2020 1:54 PM
Project Name	IFB 20MAY211/271 PERF	Target Incubation	22 Hours
Plate Type	GEN III	Elapsed Incubation	Done Reading
Plate Position	15-A	Plate Temperature	33
Plate Protocol	B		

**User Fields:**

Sample No. 49131  
 Sample Name KLE. OXY  
 IF Lot No. IFB 20MAY211  
 Plate Lot No. GEN III 3312121  
 Medium BUG+B  
 Transmittance T 95  
 Technician DP 06/23/2020

**ID Details:**

ID Called At 17 Hours  
 ID Status Final ID  
 Biolog ID-Database GEN\_III\_v2.08.00.I5G

ID Result	Species ID: Klebsiella oxytoca
ID Comment	
ID Notice	

Rank	PROB	SIM	DIST	Organism Type	Species
1	0.809	0.576	4.092	GN-Ent	Klebsiella oxytoca
2	0.082	0.051	5.559	GN-Ent	Enterobacter aerogenes (Kleb. mobilis)
3	0.058	0.035	5.782	GN-Ent	Klebsiella pneumoniae ss pneumoniae
4	0.050	0.030	5.872	GN-Ent	Raoultella planticola/ornithinolytica

Key: <x: positive, x: negative, <x-: mismatched positive, x+: mismatched negative {x: borderline, -x: less than A1 well

**OmniLog Values**

Data	1	2	3	4	5	6	7	8	9	10	11	12
A	76	{ 125	< 167	< 171	< 164	< 159	< 183	84	< 189	< 270	< 268	< 243
B	< 176	117	< 161	< 152	111 +	< 217	{ 125	76	< 231	< 255	< 257	{ 155
C	< 179	< 161	< 183	< 179	84	80	< 133	115	< 140	< 249	< 221	< 258 -
D	< 193	< 142	< 133	< 129	{ 126	< 162	< 209	70	< 186	< 258	< 262	77
E	86	104	95	78	111	107	111	69	119	< 195	< 251	< 273
F	{ 126	< 161	< 152	< 191	< 179	< 131 +	< 143	103	< 141	< 253	< 306	< 309
G	112	< 132	79	114	< 131	74	119	< 135	113	< 223 -	< 249	98
H	77	{ 124	68	68	66	92	67	116	115	< 263	< 217	{ 129

**Program:** OMNILOG 50: 2.4.1.134  
 User < unrestricted access >  
 Data File QCP\_316\_200623\_A.D5E  
 Data Location C:\Program Files (x86)\Biolog\OL50\_24\QCP\DATA\_2020\06\  
 Instrument S/N 316  
 Mlid5.dll 2.4.1.72

**Plate Data:**

Project Type	ID	Read Mode	Normal ID
Project Code	QCP	Setup Time	Jun 23 2020 1:54 PM
Project Name	IFB 20MAY211/271 PERF	Target Incubation	22 Hours
Plate Type	GEN III	Elapsed Incubation	Done Reading
Plate Position	14-A	Plate Temperature	33
Plate Protocol	B		

**User Fields:**

Sample No.	842
Sample Name	PAE. POL
IF Lot No.	IFB 20MAY211
Plate Lot No.	GEN III 3312121
Medium	BUG+B
Transmittance	T 95
Technician	DP 06/23/2020

**ID Details:**

ID Called At	13 Hours
ID Status	Final ID
Biolog ID-Database	GEN_III_v2.08.00.I5G

ID Result	Species ID: Paenibacillus polymyxa
ID Comment	
ID Notice	

Rank	PROB	SIM	DIST	Organism Type	Species
1	0.596	0.511	1.961	GP-Rod-SB	Paenibacillus polymyxa
2	0.178	0.143	2.734	GP-Rod-SB	Paenibacillus amylolyticus
3	0.143	0.114	2.874	GP-Rod-SB	Paenibacillus xylanexedens
4	0.082	0.064	3.229	GP-Rod-SB	Paenibacillus massiliensis

Key: <x: positive, x: negative, <x-: mismatched positive, x+: mismatched negative {x: borderline, -x: less than A1 well

**OmniLog Values**

Data	1	2	3	4	5	6	7	8	9	10	11	12
A	63	< 224	< 158	< 157	< 150	< 132	< 160	< 139	< 159	< 221	< 224	< 197
B	< 141	< 131	< 136	< 159	< 157	58	56	59	61	< 222	{ 132 +	93
C	< 150	< 127	< 141	< 138	57	57	58	66	< 113	< 190	99	95
D	69	< 124	61	58	< 160	55	66	57	64	88	< 187	91
E	65	58	58	55	57	59	57	58	64	86	< 179	95
F	< 176	63	63	< 129	62	75	64	57	64	84	{ 138	{ 131
G	66	73	64	61	64	68	65	81	81	{ 103	< 170	< 254
H	72	66	68	71	73	83	77	{ 98	{ 93	< 209 -	< 206	< 165



**Program:** OMNILOG 50: 2.4.1.134  
 User < unrestricted access >  
 Data File QCP\_316\_200623\_A.D5E  
 Data Location C:\Program Files (x86)\Biolog\OL50\_24\QCP\DATA\_2020\06\  
 Instrument S/N 316  
 Mlid5.dll 2.4.1.72

**Plate Data:**

Project Type	ID	Read Mode	Normal ID
Project Code	QCP	Setup Time	Jun 23 2020 1:54 PM
Project Name	IFB 20MAY211/271 PERF	Target Incubation	22 Hours
Plate Type	GEN III	Elapsed Incubation	Done Reading
Plate Position	15-B	Plate Temperature	33
Plate Protocol	B		

**User Fields:**

Sample No.	4513
Sample Name	BAC. CIR
IF Lot No.	IFB 20MAY211
Plate Lot No.	GEN III 3312121
Medium	BUG+B
Transmittance	T 95
Technician	DP 06/23/2020

**ID Details:**

ID Called At	6 Hours
ID Status	Final ID
Biolog ID-Database	GEN_III_v2.08.00.I5G

ID Result	Species ID: Bacillus circulans
ID Comment	
ID Notice	

Rank	PROB	SIM	DIST	Organism Type	Species
1	0.779	0.674	1.887	GP-Rod-SB	Bacillus circulans
2	0.081	0.058	4.066	GP-Rod-SB	Paenibacillus nematophilus
3	0.080	0.057	4.072	GP-Coccus	Globicatella sanguinis
4	0.060	0.042	4.355	GP-Rod	Carnobacterium maltaromaticum

Key: <x: positive, x: negative, <x: mismatched positive, x+: mismatched negative {x: borderline, -x: less than A1 well

**OmniLog Values**

Data	1	2	3	4	5	6	7	8	9	10	11	12
A	45	< 140	< 116	< 116	< 163	< 94	< 163	46	34	< 218	< 193	60
B	46	30	30	< 103	< 151	< 144	33	24	32	< 170	67	52
C	< 154	< 126	< 118	28	33	28	26	27	30	{ 120	60	48
D	< 78	- < 150	27	< 57	28	< 56	< 65	23	27	38	38	51
E	34	27	28	23	25	25	21	23	28	42	41	48
F	< 168	29	25	{ 53	+ 20	25	24	25	26	43	{ 107	94
G	34	27	22	19	21	28	25	32	25	{ 145	49	< 201
H	27	29	23	21	22	34	23	23	22	< 189	50	{ 145

# Northeast Laboratory Services

P.O. Box 788 (207) 873-7711  
Waterville, ME 04903 USA (207) 873-7022 (Fax)

Order # CN137455  
Shipment # 199201  
Page: 1 of 1  
Date: 6/5/2020  
Cust PO # 44733

Please report any discrepancies to NEL within 48 hours of receipt. Any unauthorized returns will not be accepted.

## Packing List

Each lot of NEL product in this shipment meets NEL and applicable CLSI (M22-A3) and CLIA 88 Mfg. Quality Control requirements.

Sold To: 525963  
BIOLOG  
21124 CABOT BOULEVARD  
HAYWARD, CA 94545

Transport Via:  
FDX 3-DAY SAVER  
FOB Point:

Ship To: 000000  
BIOLOG  
ATTN INVENTORY  
21124 CABOT BOULEVARD  
HAYWARD, CA 94545


\*\*EMAIL COPY OF PACKING SLIP TO ALEX & SHAWN FOR ALL SHIPMENTS SENT TO DEAN'S SERVICES\*\*

Item / Ln#	Description	UM	Order Quantity	Quantity Due	Shipped Quantity
002	72402	BX	351	351	351
	INOCULATING FLUID{IF}B 12.5ML,20/BX				
	Lot# 20MAY211		Expires: 21 May 2021	Quantity: 174 x 20 = 3480	
	Lot# 20MAY271		Expires: 27 May 2021	Quantity: 177 x 20 = 3540	

## Customer Copy

<b>HOLD</b>	
Lot #:	Amt:
Date:	By:

Q012 ©1998 GMP Labeling

Revd. by 

06-10-20